



Industry Spotlight

Health (Chmura Cluster)

Reading, PA MSA



Greater Reading Chamber Alliance
www.GreaterReading.org

Spotlight Summary 3

Industry Snapshot 4

Staffing Pattern 5

Employment Distribution by Type 6

Establishments 7

Sector Strategy Pathways..... 8

Postsecondary Programs Linked to Health (Chmura Cluster)..... 9

Reading, PA MSA Regional Map..... 10

Industry Definition 11

Region Definition..... 12

Data Notes..... 13

FAQ..... 13

Spotlight Summary

Health (Chmura Cluster)
Reading, PA MSA – 2022Q2

EMPLOYMENT



29,573

Regional employment / **22,878,608** in the nation

WAGES



\$67,785

Avg Wages per Worker / **\$60,711** in the nation

0.7% ↑

Avg Ann % Change Last 10 Years / **+1.7%** in the U.S.



16.5%

% of Total Employment / **14.4%** in the U.S.




4.7% ↑

Avg Ann % Change Last 10 Years / **+2.9%** in the U.S.



TOP OCCUPATION GROUPS



TOP INDUSTRIES

Avg Ann % Change in Employment, Last 10 Years

-0.1% ↓



General Medical and Surgical Hospitals

1.3% ↑



Offices of Physicians (except Mental Health Specialists)

4.3% ↑



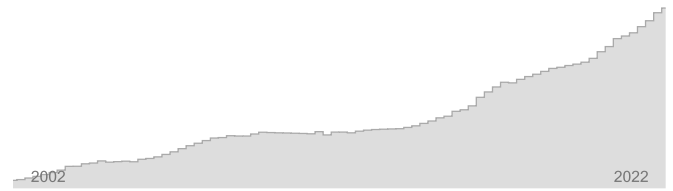
Services for the Elderly and Persons with Disabilities

Industry Snapshot

EMPLOYMENT



WAGES




6-Digit Industry	Empl	Avg Ann Wages	LQ	5yr History	Annual Demand	Forecast Ann Growth
General Medical and Surgical Hospitals	6,807	\$83,142	1.01		540	0.1%
Offices of Physicians (except Mental Health Specialists)	3,681	\$148,408	1.16		312	0.3%
Services for the Elderly and Persons with Disabilities	3,003	\$34,267	1.24		472	3.0%
Home Health Care Services	2,211	\$42,640	1.18		277	1.6%
Nursing Care Facilities (Skilled Nursing Facilities)	1,597	\$48,498	1.01		161	-0.8%
Continuing Care Retirement Communities	1,408	\$37,727	2.80		198	1.7%
Offices of Dentists	1,186	\$62,520	1.03		112	0.3%
Child Care Services	1,113	\$24,214	0.89		132	0.4%
Psychiatric and Substance Abuse Hospitals	1,083	\$66,175	4.06		85	-0.8%
Residential Mental Health and Substance Abuse Facilities	958	\$53,543	3.47		115	1.7%
Remaining Component Industries	6,528	\$61,025	1.00		711	1.1%
Health (Chmura Cluster)	29,573	\$67,785	1.15		3,097	0.9%


💡 Employment is one of the broadest and most timely measures of a region's economy. Fluctuations in the number of jobs shed light on the health of an industry. A growing employment base creates more opportunities for regional residents and helps a region grow its population.

💡 Since wages and salaries generally compose the majority of a household's income, the annual average wages of a region affect its average household income, housing market, quality of life, and other socioeconomic indicators.

Staffing Pattern




6-digit Occupation	Empl	Avg Ann Wages	Annual Demand
Personal Care Aides	3,818	\$28,200	658
Registered Nurses	3,648	\$75,100	201
Nursing Assistants	1,666	\$33,400	208
Home Health Aides	1,354	\$28,200	194
Licensed Practical and Licensed Vocational Nurses	869	\$51,400	70
Medical Secretaries and Administrative Assistants	861	\$36,500	96
Medical Assistants	807	\$36,000	106
Childcare Workers	537	\$25,300	70
Office Clerks, General	508	\$39,800	56
Substance Abuse, Behavioral Disorder, and Mental Health Counselors	494	\$46,900	58
Remaining Component Occupations	14,987	\$70,200	1,478
Total	29,548		

 The mix of occupations points to the ability of a region to support an industry and its flexibility to adapt to future demand. Industry wages are a component of the cost of labor for regional employers.

Employment Distribution by Type

The table below shows the employment mix by ownership type for Health (Chmura Cluster) for the Reading, PA MSA. Four of these ownership types — federal, state, and local government and the private sector — together constitute “Covered Employment” (employment covered by the Unemployment Insurance programs of the United States and reported via the Quarterly Census of Employment and Wages).

“Self-Employment” refers to unincorporated self-employment and represents workers whose primary job is self-employment (that is, these data do not include workers whose primary job is a wage-and-salary position that is supplemented with self-employment).



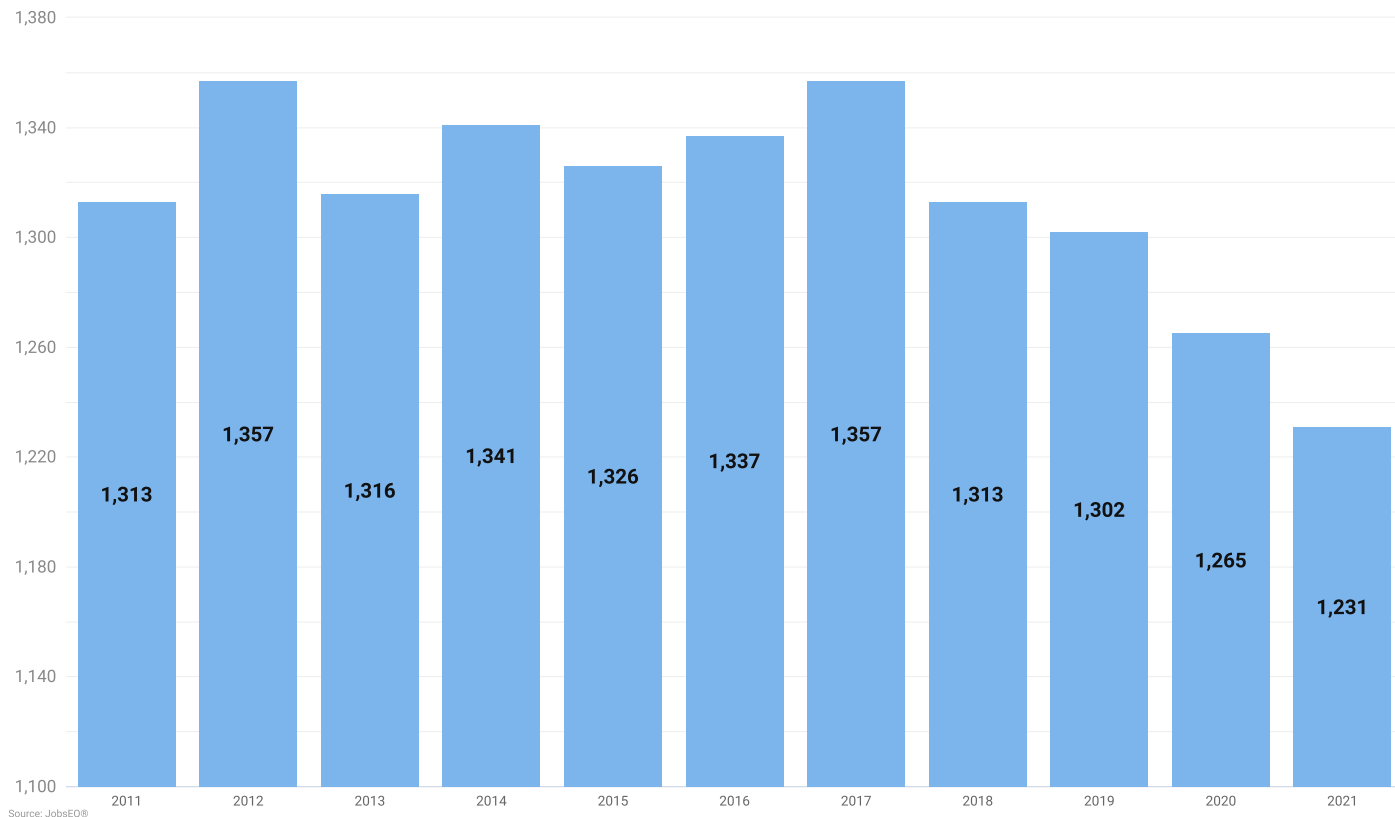
	Empl	%
Private	26,800	90.6%
Self-Employment	843	2.9%
Local Government	535	1.8%
State Government	1,355	4.6%
Federal Government	39	0.1%

Source: JobsEQ®


 Strong entrepreneurial activity is indicative of growing industries. Using self-employment as a proxy for entrepreneurs, a higher share of self-employed individuals within a regional industry points to future growth.

Establishments

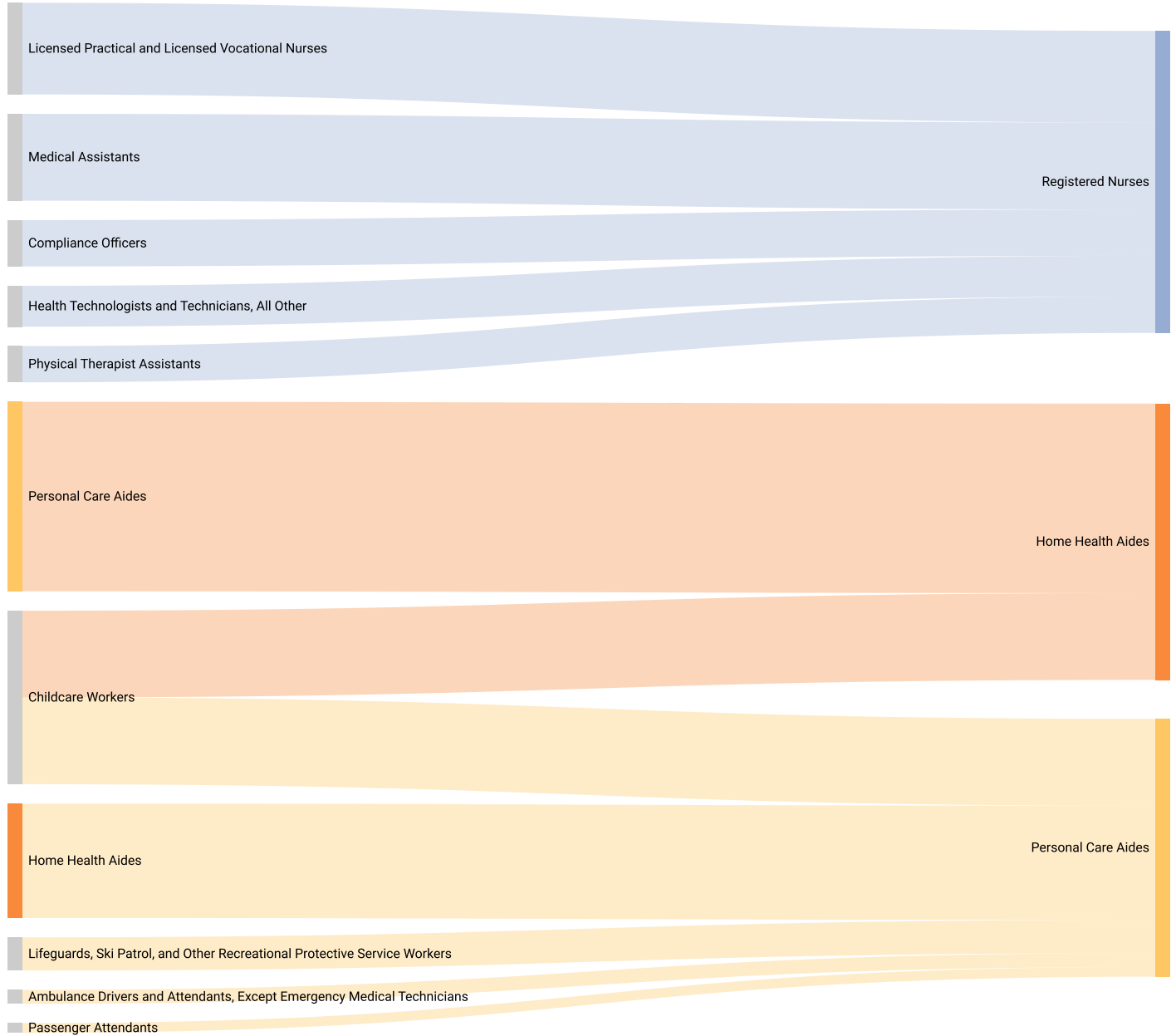
In 2021, there were 1,231 Health (Chmura Cluster) establishments in the Reading, PA MSA (per covered employment establishment counts), a decrease from 1,313 establishments ten years earlier in 2011.




Source: JobsEQ®

 New business formations are an important source of job creation in a regional economy, spurring innovation and competition, and driving productivity growth. Establishment data can provide an indicator of growth in businesses by counting each single location (such as a factory or a store) where business activity takes place, and with at least one employee.

Sector Strategy Pathways





 The graphics on this page illustrate relationships and potential movement (from left to right) between occupations that share similar skill sets. Developing career pathways as a strategy promotes industry employment growth and workforce engagement.

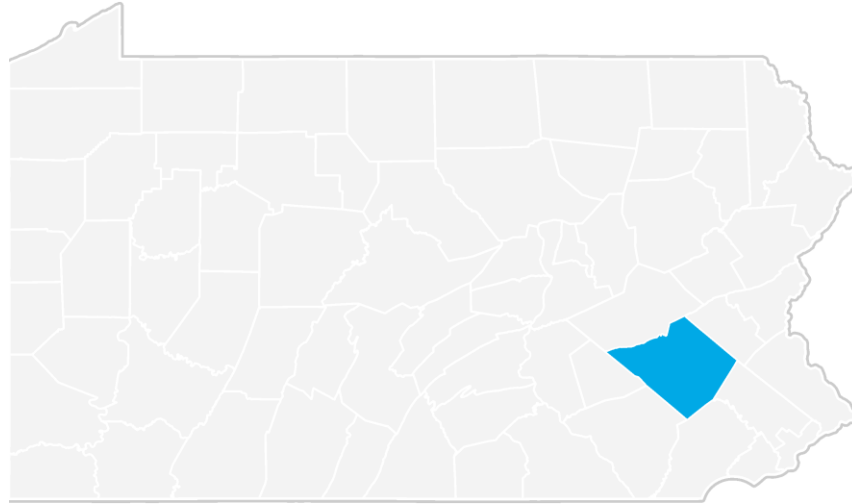
Postsecondary Programs Linked to Health (Chmura Cluster)

Program	Awards
Alvernia University	
Health Services Administration	22
Occupational Therapy/Therapist	29
Physical Therapy/Therapist	26
Registered Nursing/Registered Nurse	96
American Barber and Beauty Academy	
Aesthetician/Esthetician and Skin Care Specialist	49
Kutztown University of Pennsylvania	
Parks, Recreation, and Leisure Studies	95
Miller-Motte College-Berks Technical Institute	
Dental Assisting/Assistant	24
Medical/Clinical Assistant	79
Reading Hospital School of Health Sciences	
Emergency Medical Technology/Technician (EMT Paramedic)	76
Registered Nursing/Registered Nurse	63

Source: [JobsEQ®](#)

-  The number of graduates from postsecondary programs in the region identifies the pipeline of future workers as well as the training capacity to support industry demand.
-  Among postsecondary programs at schools located in the Reading, PA MSA, the sampling above identifies those most linked to occupations relevant to Health (Chmura Cluster). For a complete list see JobsEQ®, <http://www.chmuraecon.com/jobseq>

Reading, PA MSA Regional Map



Industry Definition

Health (Chmura Cluster) is defined as the following NAICS industries:

Code	Description
621111	Offices of Physicians (except Mental Health Specialists)
621112	Offices of Physicians, Mental Health Specialists
621210	Offices of Dentists
621310	Offices of Chiropractors
621320	Offices of Optometrists
621330	Offices of Mental Health Practitioners (except Physicians)
621340	Offices of Physical, Occupational and Speech Therapists, and Audiologists
621391	Offices of Podiatrists
621399	Offices of All Other Miscellaneous Health Practitioners
621410	Family Planning Centers
621420	Outpatient Mental Health and Substance Abuse Centers
621491	HMO Medical Centers
621492	Kidney Dialysis Centers
621493	Freestanding Ambulatory Surgical and Emergency Centers
621498	All Other Outpatient Care Centers
621511	Medical Laboratories
621512	Diagnostic Imaging Centers
621610	Home Health Care Services
621910	Ambulance Services
621991	Blood and Organ Banks
621999	All Other Miscellaneous Ambulatory Health Care Services
622110	General Medical and Surgical Hospitals
622210	Psychiatric and Substance Abuse Hospitals
622310	Specialty (except Psychiatric and Substance Abuse) Hospitals
623110	Nursing Care Facilities (Skilled Nursing Facilities)
623210	Residential Intellectual and Developmental Disability Facilities
623220	Residential Mental Health and Substance Abuse Facilities
623311	Continuing Care Retirement Communities
623312	Assisted Living Facilities for the Elderly
623990	Other Residential Care Facilities
624110	Child and Youth Services
624120	Services for the Elderly and Persons with Disabilities
624190	Other Individual and Family Services
624210	Community Food Services
624221	Temporary Shelters
624229	Other Community Housing Services
624230	Emergency and Other Relief Services
624310	Vocational Rehabilitation Services
624410	Child Care Services

Region Definition

Reading, PA MSA is defined as the following counties:

Berks County, Pennsylvania

Data Notes

- Industry employment and wages (including total regional employment and wages) are as of 2022Q2 and are based upon BLS QCEW data, imputed by Chmura where necessary, and supplemented by additional sources including Census ZBP data. Employment forecasts are modeled by Chmura and are consistent with BLS national-level 10-year forecasts.
- Occupation employment is as of 2022Q2 and is based on industry employment and local staffing patterns calculated by Chmura and utilizing BLS OES data. Occupation wages are per the BLS OES data and are as of 2021.
- GDP is derived from BEA data and imputations by Chmura. Productivity (output per worker) is calculated by Chmura using industry employment and wages as well as GDP and BLS output data. Supply chain modeling including purchases by industry are developed by Chmura.
- Postsecondary awards are per the NCES and are for the 2020-2021 academic year.
- Establishment counts are per the BLS QCEW data.
- Figures may not sum due to rounding.

FAQ

What is (LQ) location quotient?

Location quotient is a measurement of concentration in comparison to the nation. An LQ of 1.00 indicates a region has the same concentration of an industry (or occupation) as the nation. An LQ of 2.00 would mean the region has twice the expected employment compared to the nation and an LQ of 0.50 would mean the region has half the expected employment in comparison to the nation.

What is annual demand?

Annual demand is a of the sum of the annual projected growth demand and separation demand. Separation demand is the number of jobs required due to separations—labor force exits (including retirements) and turnover resulting from workers moving from one occupation into another. Note that separation demand does not include all turnover—it does not include when workers stay in the same occupation but switch employers. Growth demand is the increase or decrease of jobs expected due to expansion or contraction of the overall number of jobs.

What is the difference between industry wages and occupation wages?

Industry wages and occupation wages are estimated via separate data sets, often the time periods being reported do not align, and wages are defined slightly differently in the two systems (for example, certain bonuses are included in the industry wages but not the occupation wages). It is therefore common that estimates of the average industry wages and average occupation wages in a region do not match exactly.